

QUICKIE 2

Q2 Lite / HP



With a modular design that can change with you, it offers the widest range of possible configurations in the industry over 100,000 different complex rehabilitation options and counting. Designed to meet unique needs without compromising fit or performance.

Folding frame for easy transport and storage if the user has little space. **Image 1.**

For better positioning and functionality of the chair, it can be configured with JAY backrests and cushions. **Image 2.**

Totally safe quick extraction system on rear wheels for better transportation and assembly. **Image 3.**

Stronger, stiffer crossmember with lighter weight 7000 oval aluminum. **Image 4.**



Image 1



Image 2



Image 3








Image 4



Keeping you in mind. More options.

For those who require cutting-edge technology to keep up with the demands of their active life.

SPECIFICATIONS	
Seat width	12" a 24"
Seat depth	12" a 22"
Product weight	From 9 kg the frame
Weight capacity	120-158 kg / 265-350 lbs
Gravity center	Adjustable 1" - 3.5"
Frame angle	70°, 80°
Foot support	60°, 70°, 80°, Elevating
Accessories	Optional
Settings	Optional
Available colours:	

Multiple weight capacity options	
	Lighter option QUICKIE 2 Lite
Q-Fit Technology with perfect fit	
	Unique Caster Housing, Fork, and Wheel Sizes

BENEFITS

For active people mainly spinal and motor injuries.

Discover our products



DESIGNED FOR OUR TERRITORIES


Our products are designed to meet the needs of each of our territories, offering quality and affordable prices.



FUNCTIONAL VERSALITY

We have a variety of products ranging from a wide range of manual and power wheelchairs and mobility scooter.

**For more information on obtaining this product
Contact your local Loh Medical representative**

Find your local representative at www.lohmedical.com   

ver_2025.11.11E

