

Adaptive Tricycle

 rifton.



The tricycle is a medical device and can be used for reciprocal therapy, exercise to maintain range of motion and strength, or for recreational purposes.

Front handlebar with open or closed options and brake. **Image 1.**

Remove the rear wheels and front, and lower the backrest for easy transportation. **Image 2.**

The angle of the backrest allows it to be adjusted vertically or with an inclination of 7½° or 15°. **Image 3.**

The stationary stand turns any tricycle into a stationary trainer for pedaling practice or rainy day activities. **Image 4.**



Image 1



Image 2



Image 3







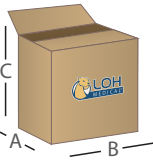
Image 4



Keeping you in mind. More options.

Equipment manufactured and adapted for children and adults with disabilities.

SPECIFICATIONS	
Frame	Aeronautical aluminum
User measurement	30 cm - 97 cm / 12" - 38"
Sizes	Small, Medium & Large
ITEM	X321 X331 X341
Max user weight	68 - 140 kg / 150 - 310 lbs
Product weight	21 - 30 kg / 47 - 65 lbs
Wheel size	12" 15" 18"
Use	Recreation and rehabilitation
Accessories	Optional
Settings	No tools required
Frame colors	

Carbon fiber drive chain	
	Seat and back adjustments
Required user measurement (crotch to floor)	
	Shipping Measurements A 21" B 52.5" C 27" Weight 54 kg.

BENEFITS

Excellent help for patients with different mobility and rehabilitation needs.

Discover our products



DESIGNED FOR OUR TERRITORIES

Our products are designed to meet the needs of each of our territories, offering quality and affordable prices.



FUNCTIONAL VERSALITY

We have a variety of products ranging from a wide range of manual and power wheelchairs and mobility scooter.

For more information on obtaining this product
Contact your local Loh Medical representative

Find your local representative at www.lohmedical.com   

ver_2025.11.11E

