

Activity Chair



 **rifton.**

It has revolutionized adaptive chairs and continues to delight therapists with its versatility for people of all shapes and sizes, all conditions and special needs.

The standard base tilts 15° forward and 15° back while the hi/lo base tilts 15° forward and 25° back. **Image 1.**

The optional seat and backrest springs on the Chair standard base allow for calming through self-generated motion – ideal for clients with autism. **Image 2.**

Forearm prompts facilitate head and trunk control while sitting and secure distal placement of upper extremities. **Image 3.**

Comfortable seat and backrest pads are essential for providing cushioned support and preventing decubiti. **Image 4.**




Image 1



Image 2



Image 3



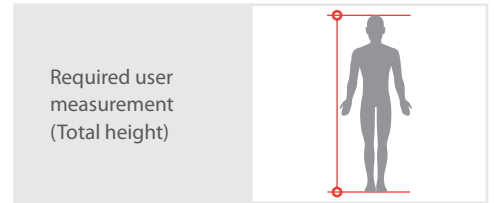
Image 4



Keeping you in mind. More options.

Equipment manufactured and adapted for children and adults with disabilities.

SPECIFICATIONS	
Sizes	Small, Medium & Large
Total user height	81 to 188 cm / 32" to 74"
Seat width	30 to 43 cm / 12" to 17"
Deep seat	18 to 51 cm / 20" to 74"
Backrest height	32 to 61 cm / 12.5" to 24"
Max weight of user	34 to 113 kg / 75 up to 250 lbs
Accessories	Optional
Settings	No tool required
Fabric colors	White, blue, red, pink, purple and gree



BENEFITS

It's perfect for feeding, speech therapy, active learning, and sensory processing.

Discover our products



DESIGNED FOR OUR TERRITORIES


Our products are designed to meet the needs of each of our territories, offering quality and affordable prices.



FUNCTIONAL VERSALITY

We have a variety of products ranging from a wide range of manual and power wheelchairs and mobility scooter.

**For more information on obtaining this product
Contact your local Loh Medical representative**

Find your local representative at www.lohmedical.com   

ver_2025.11.11E

